



1815 E 63rd St
Kansas City, MO 64130
www.BrooksideCharter.org



Phone: 816-531-2192

Fax: 816-756-3055



BSDS, Inc dba Brookside Charter School

AGENDA

May 29, 2025

BCS District Office @ 5:30 pm

1. Motion to accept the agenda
2. Approval of Board of Director minutes
3. Visitors Comments and Addressing Agenda Items
4. Board Member Terms
 - a) June Board Celebration: Monday, June 23rd @ 5:30pm
 - b) Dr. Sipes and Dr. Dixon
5. Potential Board Member Candidates Introductions:
 - a) Anthony Sims
 - b) Emmanuel Joseph
 - c) Joseph LaSalle
6. [Committee Report](#) for upcoming Month
7. Financial Committee Report – Ed-Ops
 - a) Ed-Ops Dashboard – **Need Board Approval**
 - b) Check Registry – **Need Board Approval**
 - c) 2025-26 Budget (DRAFT)
8. Academic Committee Report – Leslie Correa
 - a) Literacy Data
 - b) iReady Data
9. Superintendent's Report – Roger Offield
 - a) Enrollment/Attendance
 - b) 2025 – 2026 Board Calendar
 - c) Superintendent Evaluation – Board on Track
 - d) Expansion Update
 - a. Cornerstone Construction Consulting
 - b. South Campus Update

Next Meeting - Monday, June 23, 2025

**Posted 5/28/2025
Website and District Calendar**



1815 E 63rd St
Kansas City, MO 64130
www.BrooksideCharter.org



Phone: 816-531-2192

Fax: 816-756-3055



Attending Meetings of the Board of Director

Visitors are welcome to attend the open sessions of the meeting of the Board of Directors. Members of the Board of Directors and Brookside Administration are the participants during these meetings.

Procedures for Petitioning the Board of Directors

1. If the issue/concern involves the classroom, meet with your child's teacher. If the problem is not resolved, contact the Administration.
2. If the issue/concern involves the daily operation of the school, contact the Administration.
3. If the issue/concern involves school policy (Family Handbook), contact the Board of Directors following these procedures:
 - a. Submit a one-page brief of the issue. Briefs to the Board of should be sent to Brookside Charter School.
 - b. The Board of Directors will respond. Responses could be inclusion on the agenda for a Board of Director's meeting, or a written reply, or a referral to the Administration.
4. Guidelines for Speaking at a Board Meeting
 - a. Visitor's Comments

Each regular business meeting opens with an opportunity for visitors to make comments to the board. Persons who wish to address any subject concerning education may do so at this time. The board president will call the meeting to order and then ask for comments from the audience. Patrons are asked to keep their remarks concise. This portion of the meeting shall not exceed one-half hour and those addressing the board are asked to limit their remarks.

b. Addressing Agenda Items

A person wishing to address an item on the official agenda during the business portion of the meeting must complete a request form, these forms are located as you enter the board room. The form is to be completed and returned to the Board Secretary/Clerk prior to the start of the meeting. Persons may speak only once on an agenda item and for no more than three minutes without consent of the board. In the event board members agree that the normal flow of business is being unnecessarily delayed, they may, by majority vote, waive public participation.

The above information is part of the Family Handbook. Families are given a copy of the Family Handbook.



1815 E 63rd St
Kansas City, MO 64130
www.BrooksideCharter.org



Phone: 816-531-2192

Fax: 816-756-3055



BSDS, Inc dba Brookside Charter School

BOARD COMMITTEE AGENDAS Join with ZOOM

Financial Committee Meeting

Monday, June 16th @ 8:30am

- a) Ed-Ops Dashboard
- b) Check Registry

Next Meeting, TBD

Governance Committee Meeting

Tuesday, June 17th @ 3pm

- a) Proposed Agenda
- b) Expansion Updates

Next Meeting, TBD

Academic Committee Meeting

No June Meeting

Next Meeting, TBD



1815 E 63rd St
Kansas City, MO 64130
www.BrooksideCharter.org



Phone: 816-531-2192

Fax: 816-756-3055



BSDS, Inc dba Brookside Charter School

BOARD COMMITTEE AGENDAS Join with ZOOM

Financial Committee Meeting

Monday, June 16th @ 8:30am

- a) Ed-Ops Dashboard
- b) Check Registry

Next Meeting, TBD

Governance Committee Meeting

Tuesday, June 17th @ 3pm

- a) Proposed Agenda
- b) Expansion Updates

Next Meeting, TBD

Academic Committee Meeting

No June Meeting

Next Meeting, TBD



April 2025 Financials







PREPARED MAY'25 BY



- **Executive Summary**
- **Key Performance Indicators**
- **Cash Forecast**
- **Forecast Overview**
- **Monthly Financials**

- BCS ended April 2025 with a YE cash projection of 5.47M, down from March due to continued spending on the expansion project, for which the school will be reimbursed once financing on the project is finalized.
- Revenue – April forecast 1.15M above budget, slightly up from March.
- Expense: April forecast 200k above budget, slightly higher than March. However, there are several lines with allocations that may not materialize in FY25, so anticipate that total spend will be closer to original budget projection.

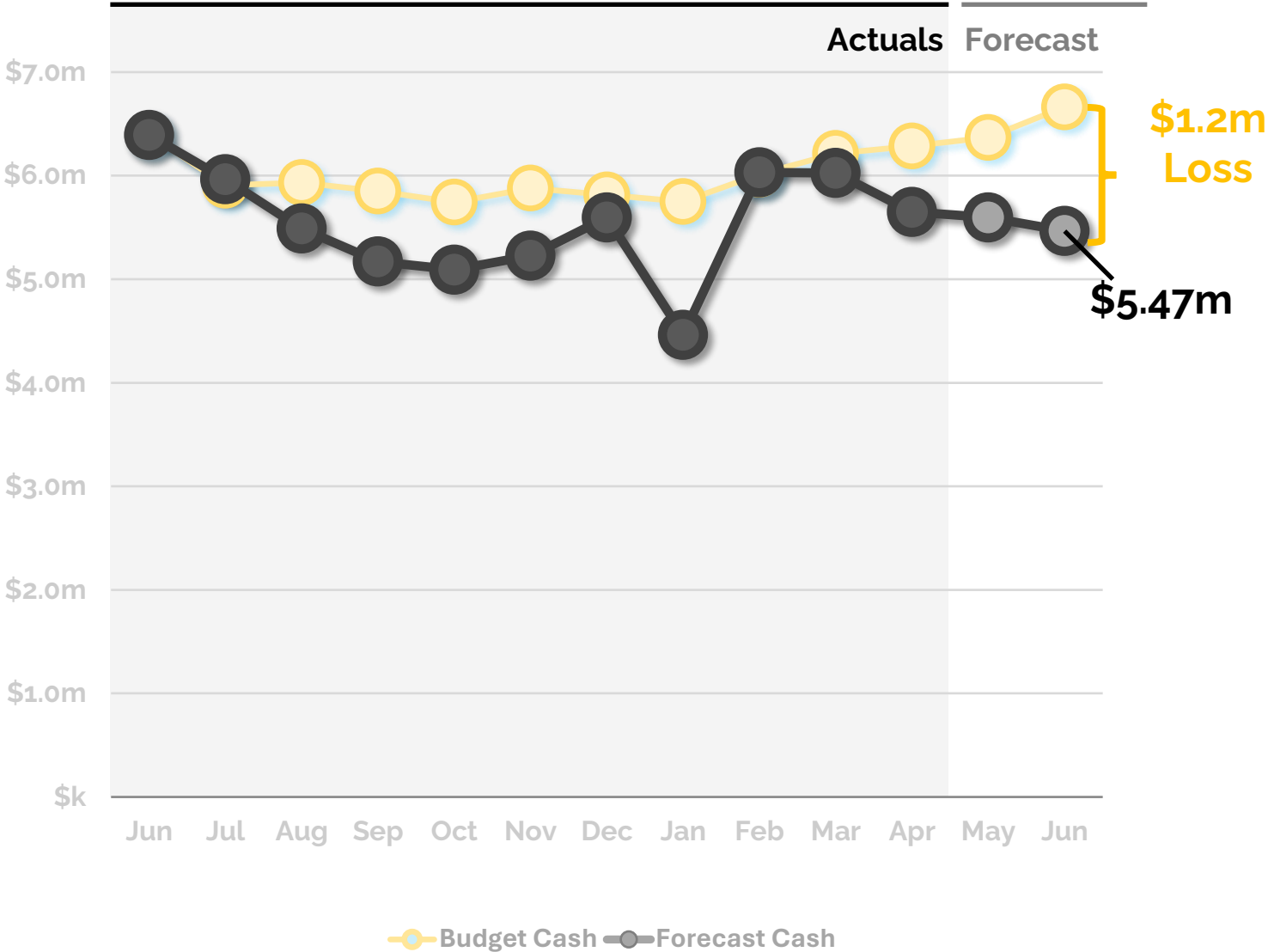
Forecast Overview

	Forecast	Budget	Variance	Variance Graphic	Comments
Revenue	\$16.6m	\$15.5m	\$1.2m		Interest income, improved per ADA payment, unbudgeted federal grants.
Expenses	\$17.4m	\$15.2m	-\$2.2m		Facility expansion costs that will be reimbursed once loan is finalized.
Net Income	-\$748k	\$265k	-\$1m		
Cash Flow Adjustments	-\$177k	0	-\$177k		
Change in Cash	-\$926k	\$265k	-\$1.2m		
					

115 Days of Cash at year's end

We forecast the school's year ending cash balance as **\$5.5m**, **\$1.2m** below budget.

School remains in strong financial position as it closes FY25.



	Year-To-Date			Annual Forecast				
	Actual	Budget	Variance	Forecast	Budget	Variance	Remaining	Rem %
Revenue								
Local Revenue	1,241,463	1,151,197	90,265	1,482,654	1,386,483	96,172	241,192	16%
State Revenue	10,654,569	9,861,124	793,445	12,718,118	12,158,745	559,373	2,063,549	16%
Federal Revenue	1,420,020	942,236	477,783	1,855,614	1,242,086	613,527	435,594	23%
Private Grants and Donations	177,557	332,500	(154,943)	177,557	350,000	(172,443)	-	0%
Earned Fees	287,102	255,333	31,768	371,252	315,000	56,252	84,150	23%
Total Revenue	13,780,711	12,542,391	1,238,320	16,605,195	15,452,314	1,152,881	2,824,484	
Expenses								
Salaries	7,463,884	7,200,938	(262,946)	9,145,755	8,641,126	(504,629)	1,681,871	18%
Benefits and Taxes	2,112,246	2,002,042	(110,204)	2,573,661	2,402,451	(171,210)	461,414	18%
Staff-Related Costs	155,782	115,943	(39,839)	174,286	139,131	(35,154)	18,504	11%
Rent	146,883	148,333	1,450	178,000	178,000	0	31,117	17%
Occupancy Service	451,958	546,625	94,667	557,202	655,950	98,748	105,245	19%
Student Expense, Direct	686,416	711,721	25,305	858,806	854,066	(4,740)	172,390	20%
Student Expense, Food	220,337	239,167	18,830	287,000	287,000	(0)	66,663	23%
Office & Business Expense	752,932	1,207,075	454,144	948,775	1,448,490	499,715	195,844	21%
Transportation	189,831	226,875	37,044	357,630	272,250	(85,380)	167,799	47%
Total Ordinary Expenses	12,180,269	12,398,720	218,451	15,081,115	14,878,464	(202,651)	2,900,847	19%
Interest	521,533	257,160	(264,373)	663,362	308,592	(354,770)	141,829	21%
Total Extraordinary Expenses	2,130,456	257,160	(1,873,296)	2,272,285	308,592	(1,963,693)	141,829	6%
Total Expenses	14,310,724	12,655,880	(1,654,845)	17,353,400	15,187,056	(2,166,344)	3,042,675	
Net Income	(530,014)	(113,489)	(416,525)	(748,205)	265,258	(1,013,463)	(218,191)	
Cash Flow Adjustments	(212,365)	-	(212,365)	(177,448)	-	(177,448)	34,917	
Change in Cash	(742,379)	(113,489)	(628,890)	(925,652)	265,258	(1,190,911)	(183,274)	

Income Statement	Actual										Forecast		
	Jul	Aug	Sep	Oct	Nov	Dec	Jan	Feb	Mar	Apr	May	Jun	TOTAL
Revenue													
Local Revenue	168,663	141,343	114,397	107,845	146,175	94,428	16,928	220,252	117,885	113,547	120,596	120,596	1,482,654
State Revenue	909,464	921,262	960,474	1,390,670	1,038,893	1,050,514	0	2,281,753	1,067,595	1,033,945	1,031,774	1,031,774	12,718,118
Federal Revenue	23,159	0	83,552	0	169,937	532,917	19,107	123,533	438,212	29,603	217,797	217,797	1,855,614
Private Grants and Donations	333	4,300	18,886	21,514	11,813	47	23,458	100,247	-27,070	24,028	0	0	177,557
Earned Fees	6,413	1,053	47,551	22,885	35,322	45,038	37,710	32,805	29,397	28,928	42,075	42,075	371,252
Total Revenue	1,108,032	1,067,958	1,224,860	1,542,913	1,402,141	1,722,944	97,204	2,758,591	1,626,018	1,230,050	1,412,242	1,412,242	16,605,195
Expenses													
Salaries	699,529	724,661	748,615	763,984	750,194	754,561	762,654	743,715	745,352	770,619	805,435	876,435	9,145,755
Benefits and Taxes	190,712	245,967	199,733	224,986	204,332	252,775	183,357	204,458	200,081	205,846	227,991	233,423	2,573,661
Staff-Related Costs	48,828	10,294	9,831	15,586	9,425	8,962	7,914	21,999	13,465	9,479	9,252	9,252	174,286
Rent	6,263	12,000	7,800	37,600	13,800	13,800	13,800	14,080	13,940	13,800	15,558	15,558	178,000
Occupancy Service	42,392	40,153	46,762	34,767	67,805	44,947	56,260	24,958	45,913	48,001	52,622	52,622	557,202
Student Expense, Direct	28,776	60,052	132,386	211,507	68,504	35,233	29,133	45,792	37,149	37,885	86,195	86,195	858,806
Student Expense, Food	0	6,636	30,196	36,616	36,466	10,575	30,648	15,836	23,794	29,570	33,331	33,331	287,000
Office & Business Expense	57,290	205,544	88,744	65,687	60,510	64,115	78,752	37,301	40,850	54,139	97,922	97,922	948,775
Transportation	756	11,519	7,200	15,784	19,714	13,627	18,779	7,290	89,947	5,214	83,899	83,899	357,630
Total Ordinary Expenses	1,074,546	1,316,824	1,271,266	1,406,516	1,230,749	1,198,596	1,181,298	1,115,428	1,210,491	1,174,554	1,412,208	1,488,639	15,081,115
Operating Income	33,485	-248,866	-46,406	136,397	171,392	524,349	-1,084,094	1,643,163	415,527	55,496	35	-76,397	1,524,080
Extraordinary Expenses													
Interest	51,432	83,937	25,716	25,716	25,716	150,662	32,709	59,279	32,803	33,563	70,914	70,914	663,362
Facility Improvements	10,000	174,478	370,449	112,018	12,099	134,785	4,627	14,765	523,001	252,703	0	0	1,608,923
Total Extraordinary Expenses	61,432	258,415	396,165	137,734	37,815	285,447	37,335	74,044	555,804	286,266	70,914	70,914	2,272,285
Total Expenses	1,135,978	1,575,238	1,667,431	1,544,250	1,268,564	1,484,043	1,218,633	1,189,472	1,766,296	1,460,820	1,483,122	1,559,553	17,353,400
Net Income	-27,946	-507,281	-442,571	-1,337	133,577	238,901	-1,121,429	1,569,119	-140,278	-230,770	-70,880	-147,311	-748,205
Cash Flow Adjustments	-399,560	31,052	123,704	-76,279	562	131,273	-12,261	-144	134,021	-144,732	17,459	17,459	-177,448
Change in Cash	-427,506	-476,229	-318,867	-77,616	134,139	370,174	-1,133,690	1,568,975	-6,257	-375,502	-53,421	-129,853	-925,652
Ending Cash	5,965,176	5,488,947	5,170,080	5,092,465	5,226,604	5,596,778	4,463,088	6,032,063	6,025,806	5,650,304	5,596,883	5,467,030	

	Previous Year End	Current	Year End
Assets			
Current Assets			
Cash	6,392,683	5,650,304	5,467,030
Accounts Receivable	308,795	6,439	7,906
Other Current Assets	62,742	45,441	45,441
Total Current Assets	6,764,220	5,702,184	5,520,377
Total Assets	6,764,220	5,702,184	5,520,377
Liabilities and Equity			
Liabilities			
Current Liabilities			
Other Current Liabilities	0	1,745	-1,045
Accounts Payable	500,593	-33,175	6,000
Total Current Liabilities	500,593	-31,430	4,955
Total Long-Term Liabilities	0	0	
Total Liabilities	500,593	-31,430	4,955
Equity			
Unrestricted Net Assets	6,263,627	6,263,627	6,263,627
Net Income	0	-530,014	-748,205
Total Equity	6,263,627	5,733,614	5,515,423
Total Liabilities and Equity	6,764,220	5,702,184	5,520,377



QUESTIONS?

Please contact your EdOps Finance Team:

Paul Greenwood

paul@ed-ops.com

415.359.3995

© EdOps 2017-2025

05/16/2025 8:20 AM

User ID: JASMINE

Payee Type: Vendor		Check Type: Automatic Payment			Checking Account ID: 6		
Check Number	Check Date	Cleared	Void	Void Date	Entity ID	Entity Name	Check Amount
1641	04/17/2025	X			EMPLFID	Employee Fiduciary	1,868.47
1677	04/25/2025	X			ATT1	AT&T	501.19
1678	04/01/2025	X			BANKCARD	BANKCARD	10.00
1679	04/24/2025	X			DEFFENBAUG	DEFFENBAUGH INDUSTRIES	1,272.66
1680	04/24/2025	X			TOSHIBALEA	TOSHIBA FINANCIAL SERVICES	4,350.77
1681	04/24/2025	X			KANSASCIT	KANSAS CITY POWER & LIGHT	8,964.47
1682	04/24/2025	X			KCWATER	KC WATER SERVICES	2,505.92
1683	04/03/2025	X			AFLAC	AFLAC	7,049.22
1684	04/23/2025	X			C&CPRODUCE	C&C PRODUCE	1,598.50
1685	04/02/2025	X			KLEINSOLO	Klein Solomon PLLC	2,000.00
1686	04/21/2025	X			COUNTRYCBA	Country Club Bank	8,060.98
1687	04/08/2025	X			SHELLGAS	CC - Shell Gas	2,543.27
1688	04/25/2025	X			SPIRE	SPIRE FIRSTTECH 240223	381.32
1691	04/29/2025	X			NAZARENE	Nazarene Theological Seminary	14,500.00
1692	04/29/2025	X			APPFOLIO	AppFolio, Inc. WEB PMTS	4.98
1693	04/01/2025	X			UNITEDHEAL	United Health Care	1,386.96
1694	04/01/2025	X			UNITEDHEAL	United Health Care	76,106.25
1714	04/29/2025	X			UNITEDHEAL	United Health Care	84,056.63
1715	04/29/2025	X			UNITEDHEAL	United Health Care	1,459.54
1718	04/24/2025	X			MODIVEMPLO	MO DIV EMPLOYMENT SECURITY	312.66
1719	04/10/2025	X			OUTFRONT	OUTFRONT	4,000.00
1720	04/16/2025	X			TMOBILE	T-MOBILE	9,726.02
1721	04/03/2025	X			VITALRECOR	VRC Companies, LLC dba Vital Records Control	405.80
1722	04/16/2025	X			REINHARTFO	REINHART FOODSERVICE, LLC	10,041.94
1725	04/24/2025	X			COUNTRYCCC	Country Club Bank Credit Card	14,760.25
Checking Account ID: 6		Void Total:		0.00	Total without Voids:		257,867.80
Check Type Total:		Automatic Payment		Void Total:	0.00	Total without Voids:	257,867.80

Payee Type: Vendor		Check Type: Check			Checking Account ID: 6		
Check Number	Check Date	Cleared	Void	Void Date	Entity ID	Entity Name	Check Amount
6690	04/04/2025	X			MARSANT	Anthony Marshall	480.00
6691	04/04/2025	X			CASSMIDWAY	Midway R-1 School	240.00
6692	04/04/2025	X			CARLLAN	Lance Carlton	123.17
6693	04/17/2025	X			TUCKVAL	VALERIE TUCKER	4,750.00
6697	04/24/2025	X			LYRIK	Lyrik's Institution	33,175.00
85355281	04/08/2025	X			TOSHIBASUP	TOSHIBA BUSINESS SOLUTIONS	30.00
85355282	04/08/2025	X			BUTTERBALL	Butterball LLC	325.12
85355283	04/08/2025	X			NARDONE	Nardone	909.00
85355284	04/08/2025	X			TRUCKUP	TRUCKUP	417.92
85355285	04/08/2025	X			TRUCKUP	TRUCKUP	414.27
85355286	04/08/2025	X			TOSHIBASUP	TOSHIBA BUSINESS SOLUTIONS	105.00
85355287	04/08/2025	X			NEXTRAN	CC - Nextran Truck Centers	408.72
85355288	04/08/2025	X			NEXTRAN	CC - Nextran Truck Centers	995.57
85355289	04/08/2025	X			CENTERFOR	Center for Conflict Resolution	840.00
85355694	04/08/2025	X			JADE	JADE ALARM CO., INC.	153.90
85355695	04/08/2025	X			NATIONALF	NATIONAL FOOD GROUP, INC	1,664.00
85355696	04/08/2025	X			SCHOOLL	SCHOOL LUNCH SOLUTIONS	4,778.04
85355697	04/08/2025	X			JTM	JTM PROVISIONS CO., INC	2,240.85
85355698	04/08/2025	X			PILGRIM	Pilgrim	2,647.74
85355699	04/08/2025	X			SUNNYSIDE	SUNNYSIDE DAIRY, LLC	3,306.60
85355937	04/08/2025	X			DFTURF	DF Turf & Terrain	1,140.00
85355938	04/08/2025	X			TURNERC	TURNER CONSTRUCTION COMPANY	252,702.71
85423708	04/16/2025	X			SCHOLASTI4	SCHOLASTIC BOOK FAIRS-08	342.91
85423709	04/16/2025	X			STAPLES	STAPLES ADVANTAGE	1,792.31
85423774	04/16/2025	X			CARTERB	CARTER BROADCAST GROUP, INC	3,000.00
85423775	04/16/2025	X			UNIVMOKC	UNIVERSITY OF MISSOURI-KANSAS CITY AR	1,375.00
85423776	04/16/2025	X			WESTHUES	WESTHUES ELECTRIC, INC.	1,387.00
85423910	04/16/2025	X			PAYPOOL2	Paypool LLC	298.53
85423911	04/16/2025	X			MCPSA	MCPSA- Missouri Charter Public School	1,750.00

05/16/2025 8:20 AM

User ID: JASMINE

Payee Type: Vendor		Check Type: Check			Checking Account ID: 6		
Check Number	Check Date	Cleared	Void	Void Date	Entity ID	Entity Name	Check Amount
						Association	
85423912	04/16/2025	X			STEAMRENAI	STEAM Renaissance, LLC	3,333.00
85569131	04/25/2025	X			BLUEMARK	BlueMark Energy, LLC	980.24
85569132	04/25/2025	X			JADE	JADE ALARM CO., INC.	481.35
85569133	04/25/2025	X			NEXTRAN	CC - Nextran Truck Centers	346.66
85569134	04/25/2025	X			TMOBILE	T-MOBILE	4,863.01
85569135	04/25/2025	X			TOSHIBASUP	TOSHIBA BUSINESS SOLUTIONS	134.90
85569136	04/25/2025	X			TOSHIBASUP	TOSHIBA BUSINESS SOLUTIONS	30.00
85569137	04/25/2025	X			TOSHIBASUP	TOSHIBA BUSINESS SOLUTIONS	2,060.00
85569138	04/25/2025	X			TOSHIBASUP	TOSHIBA BUSINESS SOLUTIONS	30.00
85569139	04/25/2025	X			TOSHIBASUP	TOSHIBA BUSINESS SOLUTIONS	30.00
85569140	04/25/2025	X			TOSHIBASUP	TOSHIBA BUSINESS SOLUTIONS	134.90
85569141	04/25/2025	X			TOSHIBASUP	TOSHIBA BUSINESS SOLUTIONS	2,060.00
85569142	04/25/2025	X			CHROMEBOOK	CC - Chromebook Pars	1,139.40
85569143	04/25/2025	X			DESIGN	DESIGN MECHANICAL, INC.	5,105.00
85569144	04/25/2025	X			SPEC	SPEC - Micah Blosser	500.00
85569486	04/25/2025	X			SMITHEREEN	SMITHEREEN PEST MANAGEMENT SERVICES, INC	146.00
85569487	04/25/2025	X			SMITHEREEN	SMITHEREEN PEST MANAGEMENT SERVICES, INC	95.00
85569488	04/25/2025	X			SMITHEREEN	SMITHEREEN PEST MANAGEMENT SERVICES, INC	115.00
85569629	04/25/2025	X			ATOZ	A TO Z THEATRICAL SUPPLY AND SERVICE, INC	127.50
85569630	04/25/2025	X			CARTERB	CARTER BROADCAST GROUP, INC	1,000.00
85569631	04/25/2025	X			SUNNYSIDE	SUNNYSIDE DAIRY, LLC	2,058.60
85569632	04/25/2025	X			JADE	JADE ALARM CO., INC.	571.55
85569633	04/25/2025	X			K12ITC	k12 ITC, Inc	16,887.43
85569634	04/25/2025	X			HILLYARDKA	HILLYARD/ KANSAS CITY	2,215.10
85569635	04/25/2025	X			AMAZONCOM	SYNCB/AMAZON	8,215.85
85569851	04/25/2025	X			INNOVPTIO	Linda Ann Kirkpatrick, dba Innovative Options, LLC	2,054.00
85569852	04/25/2025	X			21STCENTUR	21st Century Therapy, P.C.	2,989.75
85569853	04/25/2025	X			STEAMRENAI	STEAM Renaissance, LLC	3,333.00
85569854	04/25/2025	X			HILLJUD	JUDITH HILL	7,862.50
85569855	04/25/2025	X			EDOPS	EDOPS	16,233.34
Checking Account ID: 6					Void Total:	0.00	Total without Voids: 406,926.44
Check Type Total: Check					Void Total:	0.00	Total without Voids: 406,926.44
Payee Type Total: Vendor					Void Total:	0.00	Total without Voids: 664,794.24
Grand Total:					Void Total:	0.00	Total without Voids: 664,794.24

2025-2026 Board and Committe Dates			
Board Retreat - Tuesday, July 29th 6 - 8 pm			
Board Retreat - Thursday, July 31st 6 - 8pm			
Board Meeting @ 5:30 pm	Governance Committee	Academic Committee	Finance Committee
Thursday, August 28th			
Thursday, September 25th			
Thursday, October 30th			
***Thursday, November 20th			
***Thursday, December 18th			
Thursday, January 29th			
Thursday, Feburary 26th			
Thursday, March 26th			
Thursday, April 30th			
Thursday, May 28th			
Thursday, June 25th			
*** Indicates it's not the last Thursday of month.			